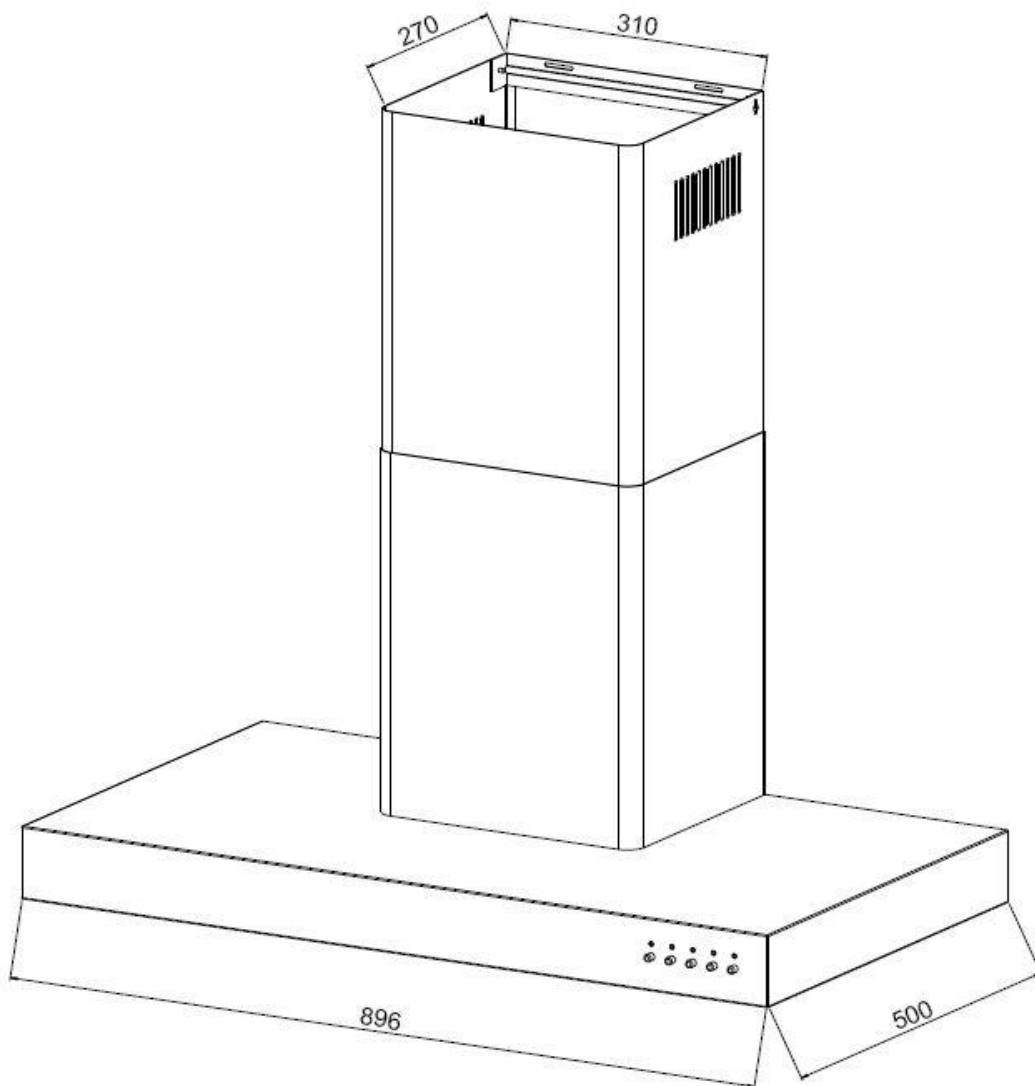


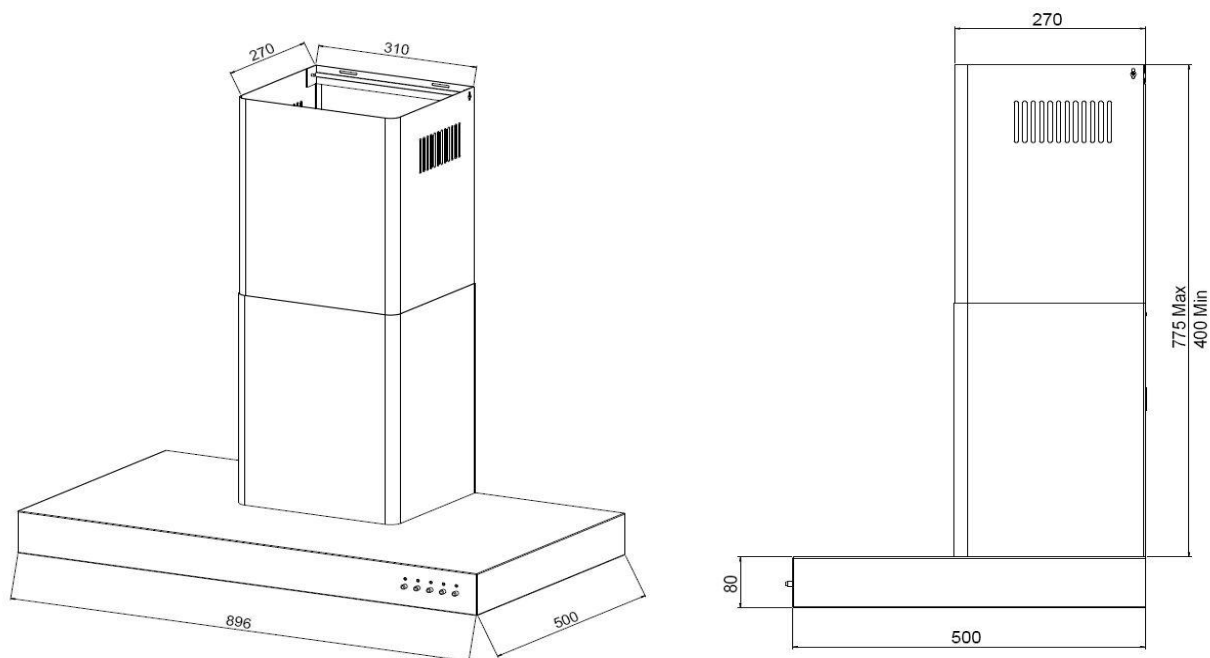
Description: **ROBINHOOD WALL CANOPY**  
Model Numbers: **RWG3CH9SS**



Model pictured: **RWG3CH9SS**

*All dimensions in mm  
Model may vary slightly from images pictured*

## Overview



## Pre-installation

Thank you for purchasing a quality Robinhood rangehood. Robinhood has a high standard of quality control and every rangehood is tested and approved before it leaves the factory.

### Important:

- Please read the entire instructions before installing the rangehood.
- Always switch power off prior to installation.
- Stainless steel is very easily damaged during installation if abraded or knocked by tools. Protect the rangehood with the cardboard box or plastic bag during installation.
- All electrical work must be done in accordance with local and national electrical codes as applicable.
- For safety, this product must be earthed.
- A power outlet should be within 1500mm of the power cord exit from the rangehood.
- The power socket must be accessible and enable the end user to isolate the rangehood from the power for the purpose of internal cleaning or maintenance.
- 150mm round ducting adapter is supplied. All other ducting accessories are not supplied. All ducting must comply with local requirements and building codes.
- If re-circulating, ensure that the side outlet grilles are not obstructed. Even a partial obstruction will restrict the efficiency of the rangehood.
- See Ducting options next page.

### Contents of packaging:

- 1 x rangehood
- 1 x packet of fasteners and wall plugs
- 2 x chimney pieces (upper and lower)
- 2 x chimney bracket
- 1 x mounting bracket

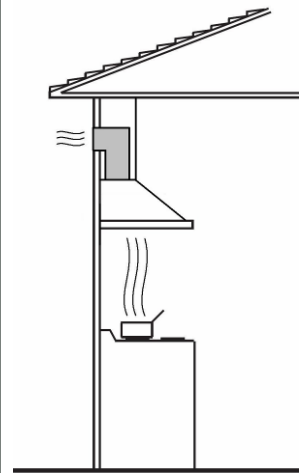
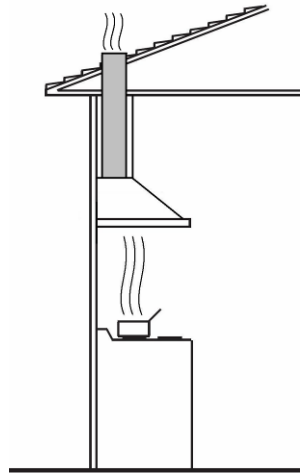
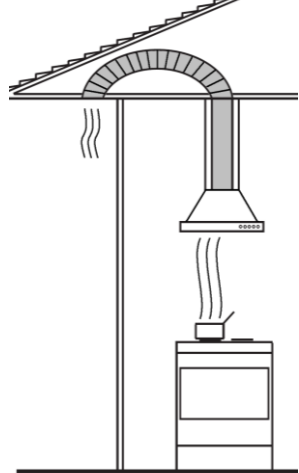
### Typical equipment required:

- electric drill
- screwdriver
- tape measure
- spirit level
- duct tape (*if ducting*)
- jig saw (*if ducting*)
- ladder (*if ducting*)

## Ducting Options

The method of ducting should be carefully considered before installing the rangehood. The guide below recommends the ducting components to use for all common ducting configurations - through the top of the home (for the roof and soffit) and through the rear of the home. 150mm round ducting should be used in conjunction with this model rangehood. Alternatively this rangehood can be operated in recirculation mode (see Recirculation mode pg 6).

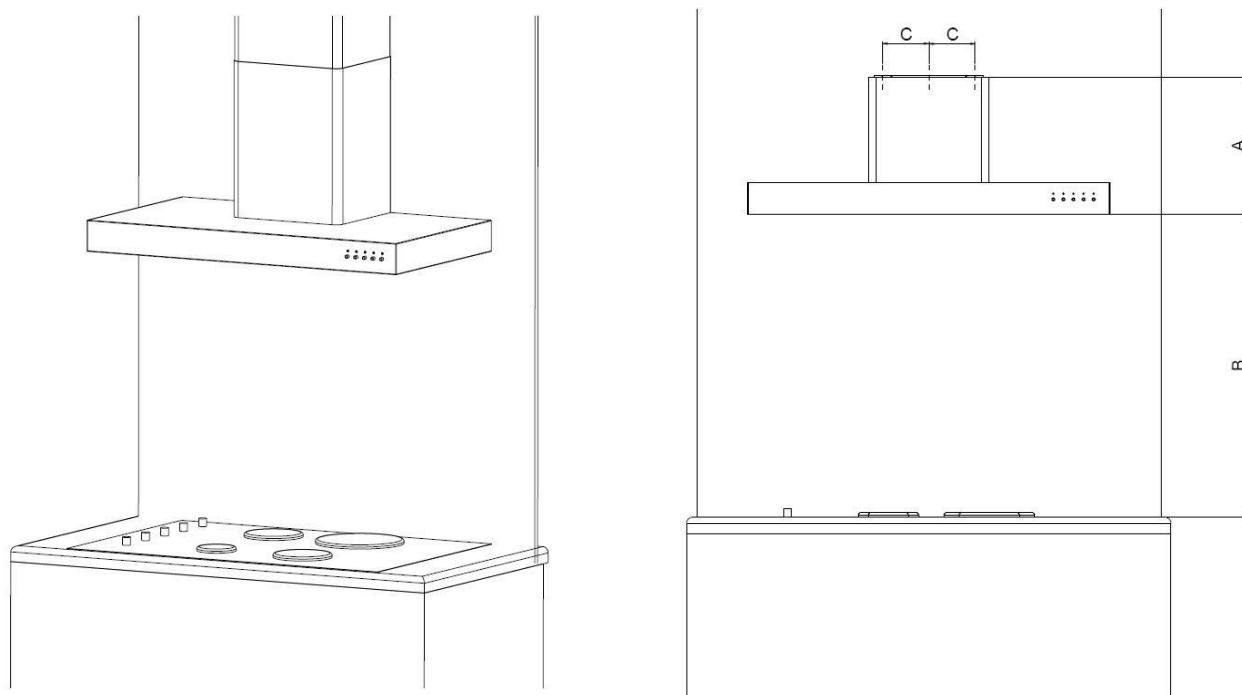
**The highlighted area in the table below gives the recommended Uniduct item numbers for different mounting and outlet options.**

Duct mounting option			
	Rear	Top (roof)	Top (soffit/eave)
			
	Uniduct item numbers		
<b>150mm diameter round outlet</b>	1688	1634 and 1635	1634 and 1688

Extra lengths and/or bends may be required, depending on the length required and whether there is any structural material in the run e.g. rafters.

Please note that this chart is designed as a guide. Please consult Robinhood customer services if unsure. For NZ phone 0800 760 667 or [www.robinhood.co.nz](http://www.robinhood.co.nz). For AUS phone 1800 648 556 or [www.robinhood.com.au](http://www.robinhood.com.au).

## Installation position



A Vertical height from bottom of Rangehood to Fixing Plate mounting screws  
**340mm.**

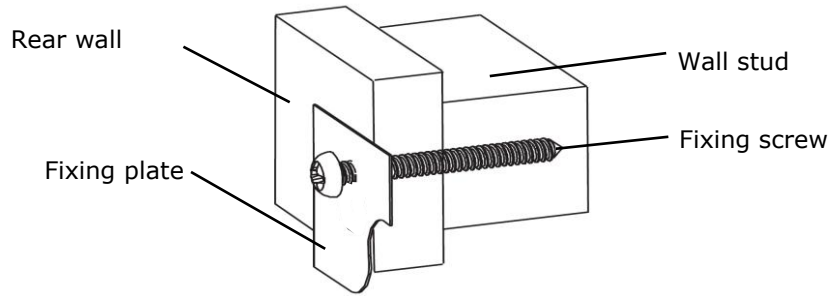
B **Minimum** height from the hob surface to the underside face of the rangehood  
**750mm** for electric & gas hob

**Notes: If the instructions for the gas hob specify a greater distance, this has to be taken into account.**

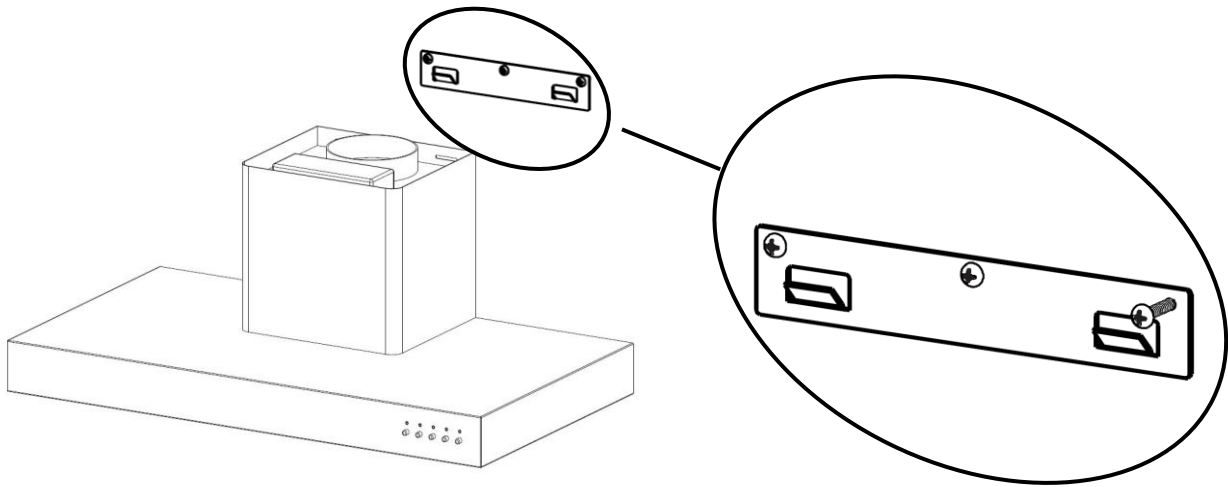
C Distance between mounting screw holes on Fixing Plate  
**115mm.**

## Installation

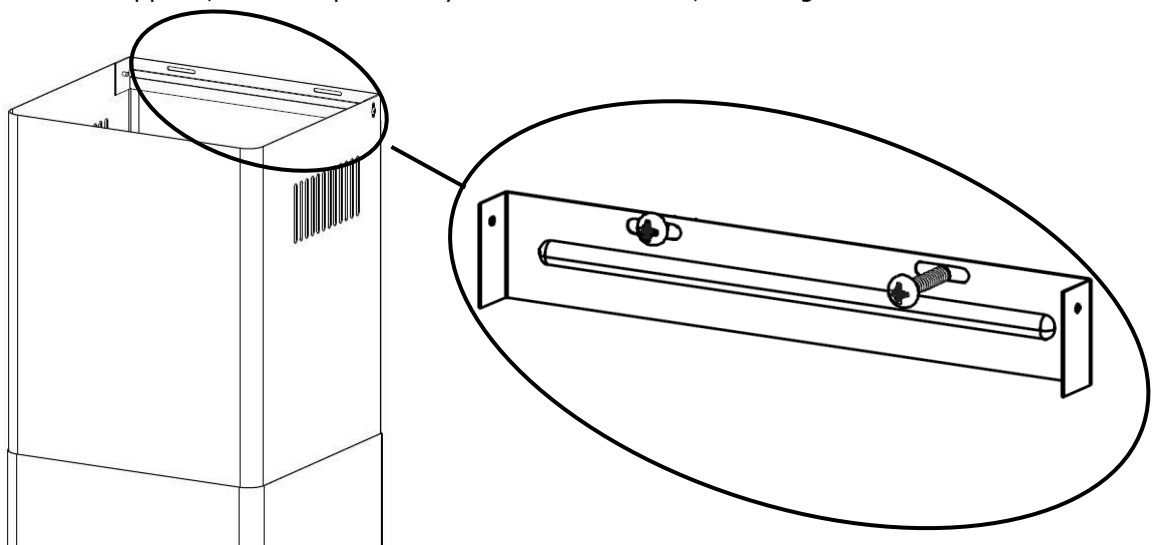
Mounting to a stud is recommended. However, if fitted to other wall linings (plasterboard, concrete etc) suitable fixings will be required. Before drilling any holes check that the wall and ceiling are clear of any electrical cables, pipes etc.



1. Pre drill pilot holes in the positions given (Pg 4 - Installation position). Fix the mounting bracket using the screws supplied or appropriate wall fixings, check with a spirit level to ensure bracket is level. Tighten screws.



2. Mark the position of the decorative chimney at the ceiling and wall. Cut the cornice moulding away if required, to enable the chimney to sit flush against the wall and ceiling. If a chimney extension kit is required, please see page 8, Chimney extensions.
3. **Only if ducting** - Mark and check, then cut out the hole in the ceiling / wall to fit the ducting (160mm dia max).
4. Using the screws supplied, fix the top chimney bracket to the wall, checking that is central about the canopy.

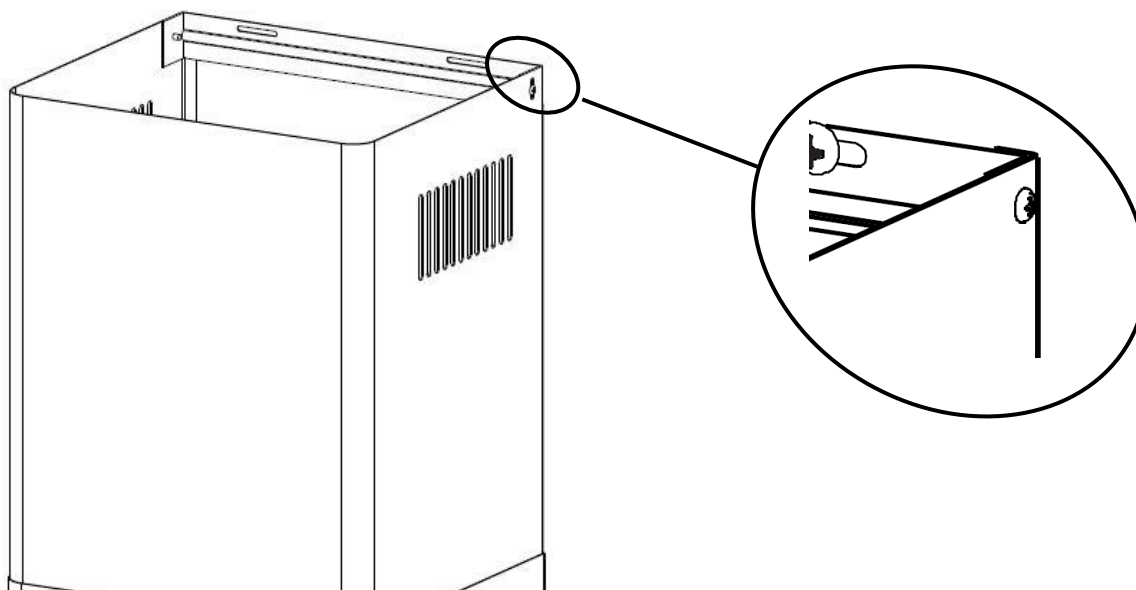


## Installation - *continued*

5. Using screws supplied, fix the lower chimney bracket onto lower chimney.



6. Remove the protective plastic covering from all parts including the filters. Hang the rangehood onto the mounting bracket.
7. Connect to the power supply and switch on the power to the rangehood. Check the functions and operations of the switches. Connect and secure the ducting (use duct tape if required).
8. Place the two chimney pieces onto the canopy top. Extend the upper chimney to the ceiling and secure in place with the top chimney bracket using two screws supplied.

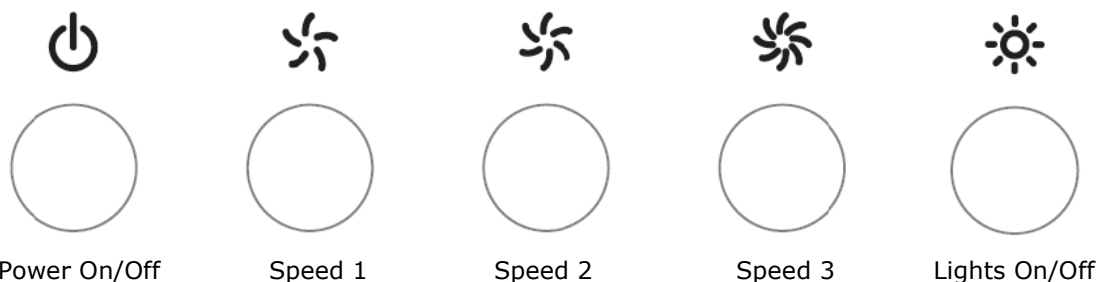


## Recirculation mode

1. This unit can be installed to operate in recirculation mode where ducting is not a chosen/desired or practical option. There are recirculation grilles fitted on each side of the upper chimney which allow the cleansed air to return to the kitchen. Ensure that the side outlet grilles are not obstructed. Even a partial obstruction will restrict the efficiency of the rangehood.
2. Replace aluminium filters with charcoal filters (see Pg 7 Parts and Accessories list).

## Operating instructions

### Controls



### Light

The light can be operated independently from the fan and is controlled in accordance with the graphics printed above.

### Fan

The fan is operated by pressing the button to select the different speeds (Speed 1 / Speed 2 / Speed 3) depending on the cooking requirements and is controlled in accordance with the graphics printed above.

## Cleaning and Maintenance

### General Maintenance

**Switch off the canopy before cleaning or maintenance.** To prevent surface damage never use abrasive or oil based liquid cleaners. To clean the surfaces of the appliance, use mild detergent and warm water. In areas of high humidity and coastal environments cleaning should be carried out frequently.

**Warning: a build up of oil may occur if the canopy is not cleaned regularly.**

### Filter Maintenance

To maintain efficiency, the filters should be removed regularly (approximately monthly), and washed using hot soapy water or the dishwasher. **Note - some discolouration of the frame may occur if washed in the dishwasher.**

Rangehoods fitted with charcoal filters are designed to remove grease and odours from cooking vapours prior to the cleansed air re-entering the kitchen (when the rangehood is in recirculation mode). Charcoal filters should be replaced every two to four months depending on use.

Note: Fully saturated charcoal filters can become a barrier to air movement therefore limiting rangehood performance. In the event of fire, grease laden filters could be flammable and therefore regular replacement is recommended. In ducted installations, conventional aluminium filters are recommended.

### Replacement of Halogen Lamps

To replace a lamp, first disconnect the rangehood from the power supply. Use a small blade screwdriver to prise off the lamp cover. Care must be taken to avoid the lamp lens falling on to the hob top. The halogen bulb is a push fit into the lamp body. Insert the replacement lamp into the lamp holder and replace the lens and lamp cover.

### Parts and Accessories list

- |                      |                           |
|----------------------|---------------------------|
| ○ Charcoal filter    | 2537 (3 pack - 900 Model) |
| ○ Light bulb 12V 20W | 104467                    |
| ○ Chimney extensions | 2616 (10 ft/3048mm)       |
|                      | 2617 (12 ft/3658mm)       |

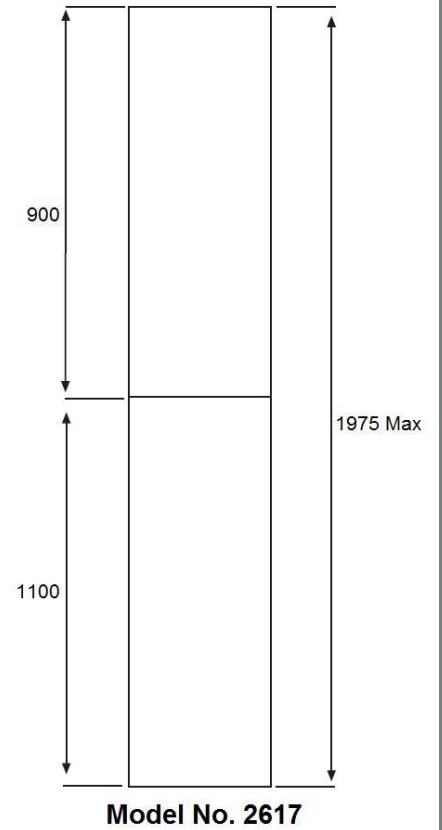
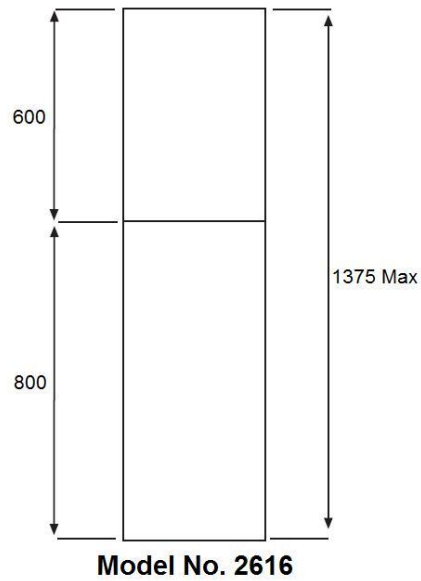
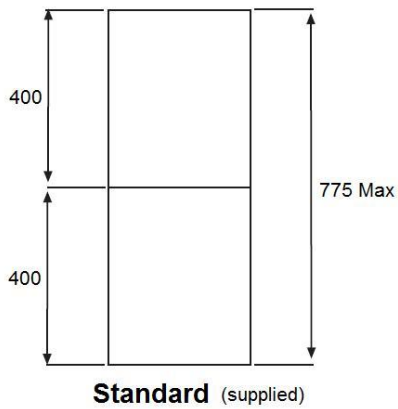
For any other problems please call help line on NZ 0800 760 667 or AUS 1800 648 556

# Chimney Extensions

## RWG3CH9SS

### Chimney Extension Options

ALL DIMENSIONS IN mm.



**Note: When the maximum chimney height is to be used, there will be a minimum of 25mm overlap required for top and bottom chimney assembly.**

## Product approvals and ratings

Product approval number	<b>A/10932EA</b>
Product rating	<b>260w Max. at 240v 50Hz</b>
Electrical approved to	<b>IEC 60335.1:2001; EN 60335.1:2002</b>
EMC Tested to	<b>EN 55014.1/2; EN 61000.3/4</b>
Performance tested to	<b>GB/T17713</b>

## Important safety information

- This appliance is not intended for use by persons (including children) with reduced physical, sensory or mental capabilities, or lack of experience and knowledge, unless they have been given supervision or instruction concerning use of the appliance by a person responsible for their safety.
- Young children should be supervised to ensure that they do not play with the appliance.
- There shall be adequate ventilation of the room when the rangehood is used at the same time as appliances burning gas or other fuels.
- You must read the details concerning the method and frequency of cleaning.
- There is a fire risk if cleaning is not carried out in accordance with the instructions.
- Do not flambé under the rangehood.
- Exhaust air must not be discharged into an existing flue which is used for exhausting fumes from appliances burning gas or other fuels.
- The chimney for this rangehood has been sized for an installation height of 750mm in order to comply with a standard ceiling height of 2400mm. If the instructions for the gas hob specify a greater distance, this has to be taken into account.
- Attention should be given to ensure that any applicable regulations concerning the discharge of exhaust air is fulfilled.
- If the supply cord of this equipment is damaged, it must only be replaced by the manufacturer or its service agent or a similarly qualified person in order to avoid a hazard.

## Warranty Certificate (New Zealand)

### Terms and Conditions

The following conditions apply in respect of the warranty given in this certificate:

1. Robinhood Limited ("Robinhood") warrants the following products against manufacturing defects and faulty materials, under normal use and subject to the exclusions in this certificate, for a period of:  
under normal use and subject to the exclusions in this certificate, for a period of:  
**Rangehood** – 24 months from date of original purchase for domestic use.  
**Uniduct** – 12 months from date of original purchase for domestic use.  
**Ironing centre** – 12 months from date of original purchase for domestic use.  
"Original purchase", when used in this certificate, means purchase by the customer directly from Robinhood Limited or one of its approved suppliers.
2. This warranty is limited to the repair or replacement, at Robinhood's option, within the warranty period of any component part which Robinhood at its discretion determines to contain faulty materials or a manufacturing defect in breach of this warranty. This warranty is subject to terms and conditions set out in this certificate.
3. The warranty only applies within New Zealand.
4. The customer must produce the original invoice or other purchase documentation as proof of the original purchase date.

### Warranty exclusions

1. The warranty does not apply where, in the opinion of Robinhood:  
The defect is caused by misuse, wear and tear, dirt, fire or accidental damage.  
The product has been repaired or serviced by an unauthorised person.  
The product was not installed in accordance with Robinhood instructions.  
The product was purchased overseas or was not designed for use in New Zealand.  
The product was not used, cleaned or cared for in accordance with Robinhood's instructions.  
The product was used outdoors.
2. In addition, this warranty does not extend to damage or defects which in Robinhood's opinion, directly or indirectly arise from or are due to:  
Exposing the product to acidic or corrosive materials or chemicals such as dyes, solvents, denture cleaner or acetone;  
Using inappropriate household cleaning products such as abrasive cream or powder cleansers, furniture polish, bleach, mentholated spirits, drain cleaners, sugar soap, metal pads and strongly alkaline or acidic cleaners;  
Heat damage, including from washing the product at high temperatures;  
Impact or mishandling the product, including the impact caused by objects scraped along, thrown or dropped on the product surface or excessive weight being placed on the product;  
Structural or support changes in or affecting the building or the application where the product has been installed;  
Failure to clean or maintain the product as recommended; or  
any other causes specified in the product information as being excluded from this warranty.
3. Variations with the colour or gloss within the product or any ageing or fading of colour, shine or gloss level over time are not covered by this warranty. The warranty does not cover visual imperfections or blemishes in the surface and edges of the product that were not brought to your supplier's attention at the time you inspected the product.
4. Costs incurred on installation or removal of a product, or any reinstallation of a product, or any associated costs, are not covered by this warranty.
5. Robinhood will not be liable for consequential or indirect loss or damage whatsoever and however arising out of or in connection with the supply, performance or removal of the product, including (but not limited to) loss of profit, loss of revenue, loss of contract, loss of goodwill or increased cost of workings, even if due to the negligence of Robinhood or any of its approved suppliers, employees or agents.
6. Charcoal filters and light bulbs are not covered by this warranty
7. This warranty and the statements contained in this certificate or other Robinhood documents given to you do not exclude, restrict or modify the application of any term implied into this warranty by statute, provided that (to the extent any statutory provision permits Robinhood to limit its liability for a breach of an implied condition or warranty) Robinhood's liability for such breach is limited to the payment of the cost of replacing the product, repairing the product or acquiring an equivalent product.
8. Subject to clause 5, the obligations of Robinhood under this warranty are limited to those set out in this certificate, and this warranty is expressly instead of all other warranties, express or implied, including any implied warranty of merchantability or fitness for a particular purpose and notwithstanding any course of dealing between the parties or custom and usage in trade to the contrary.

Should warranty service be required, please contact Robinhood:

Free Phone: 0800 760 667

Free Fax: 0800 276 246

Email: [enquiries@robinhood.co.nz](mailto:enquiries@robinhood.co.nz)

Website: [www.robinhood.co.nz](http://www.robinhood.co.nz)

Terms and conditions are subject to change without notice.

## Warranty Certificate (Australia)

### Terms and Conditions

The following conditions apply in respect of the warranty given in this certificate:

1. Robinhood Limited ("Robinhood") warrants the following products against manufacturing defects and faulty materials, under normal use and subject to the exclusions in this certificate, for a period of:  
under normal use and subject to the exclusions in this certificate, for a period of:  
**Rangehood** – 24 months from date of original purchase for domestic use.  
**Uniduct** – 12 months from date of original purchase for domestic use.  
**Ironing centre** – 12 months from date of original purchase for domestic use.  
"Original purchase", when used in this certificate, means purchase by the customer directly from Robinhood Limited or one of its approved suppliers.
2. This warranty is limited to the repair or replacement, at Robinhood's option, within the warranty period of any component part which Robinhood at its discretion determines to contain faulty materials or a manufacturing defect in breach of this warranty. This warranty is subject to terms and conditions set out in this certificate.
3. The warranty only applies within Australia.
4. The customer must produce the original invoice or other purchase documentation as proof of the original purchase date.

### Warranty exclusions

1. The warranty does not apply where, in the opinion of Robinhood:  
The defect is caused by misuse, wear and tear, dirt, fire or accidental damage.  
The product has been repaired or serviced by an unauthorised person.  
The product was not installed in accordance with Robinhood instructions.  
The product was purchased overseas or was not designed for use in Australia.  
The product was not used, cleaned or cared for in accordance with Robinhood's instructions.  
The product was used outdoors.
2. In addition, this warranty does not extend to damage or defects which in Robinhood's opinion, directly or indirectly arise from or are due to:  
Exposing the product to acidic or corrosive materials or chemicals such as dyes, solvents, denture cleaner or acetone;  
Using inappropriate household cleaning products such as abrasive cream or powder cleansers, furniture polish, bleach, mentholated spirits, drain cleaners, sugar soap, metal pads and strongly alkaline or acidic cleaners;  
Heat damage, including from washing the product at high temperatures;  
Impact or mishandling the product, including the impact caused by objects scraped along, thrown or dropped on the product surface or excessive weight being placed on the product;  
Structural or support changes in or affecting the building or the application where the product has been installed;  
Failure to clean or maintain the product as recommended; or  
any other causes specified in the product information as being excluded from this warranty.
3. Variations with the colour or gloss within the product or any ageing or fading of colour, shine or gloss level over time are not covered by this warranty. The warranty does not cover visual imperfections or blemishes in the surface and edges of the product that were not brought to your supplier's attention at the time you inspected the product.
4. Costs incurred on installation or removal of a product, or any reinstallation of a product, or any associated costs, are not covered by this warranty.
5. Robinhood will not be liable for consequential or indirect loss or damage whatsoever and however arising out of or in connection with the supply, performance or removal of the product, including (but not limited to) loss of profit, loss of revenue, loss of contract, loss of goodwill or increased cost of workings, even if due to the negligence of Robinhood or any of its approved suppliers, employees or agents.
6. Charcoal filters and light bulbs are not covered by this warranty
7. This warranty and the statements contained in this certificate or other Robinhood documents given to you do not exclude, restrict or modify the application of any term implied into this warranty by statute, provided that (to the extent any statutory provision permits Robinhood to limit its liability for a breach of an implied condition or warranty) Robinhood's liability for such breach is limited to the payment of the cost of replacing the product, repairing the product or acquiring an equivalent product.
8. Subject to clause 5, the obligations of Robinhood under this warranty are limited to those set out in this certificate, and this warranty is expressly instead of all other warranties, express or implied, including any implied warranty of merchantability or fitness for a particular purpose and notwithstanding any course of dealing between the parties or custom and usage in trade to the contrary.

Should warranty service be required, please contact Robinhood:

Free Phone: 1800 648 556

Free Fax: 1800 628 577

Email: [enquiries@robinhood.com.au](mailto:enquiries@robinhood.com.au)

Website: [www.robinhood.com.au](http://www.robinhood.com.au)

Terms and conditions are subject to change without notice.

#### New Zealand

Robinhood Ltd

Telephone: 0800 760 667

Facsimile: 0800 276 246

Email: [enquiries@robinhood.co.nz](mailto:enquiries@robinhood.co.nz)

[www.robinhood.co.nz](http://www.robinhood.co.nz)

#### Australia

Robinhood PTY Ltd

Telephone: 1800 648 556

Facsimile: 1800 628 577

Email: [enquiries@robinhood.com.au](mailto:enquiries@robinhood.com.au)

[www.robinhood.com.au](http://www.robinhood.com.au)

